


NEW ... 200 M.P.H.

*Luxury Air Liners*



CITIES  
DIRECTLY  
SERVED WITH  
G. A. L.  
LUXURY AIR  
LINERS

★  
SAN DIEGO  
LOS ANGELES  
LAS VEGAS  
SALT LAKE


★  
Direct and  
Connecting Douglas Luxury Liners to

NEW YORK  
CHICAGO  
WASHINGTON  
DETROIT  
TWIN CITIES  
KANSAS CITY

★  
DENVER  
SIOUX CITY  
BUTTE

NEW ... 200 M.P.H.

*Luxury Air Liners*



CITIES  
DIRECTLY  
SERVED WITH  
G. A. L.  
LUXURY AIR  
LINERS

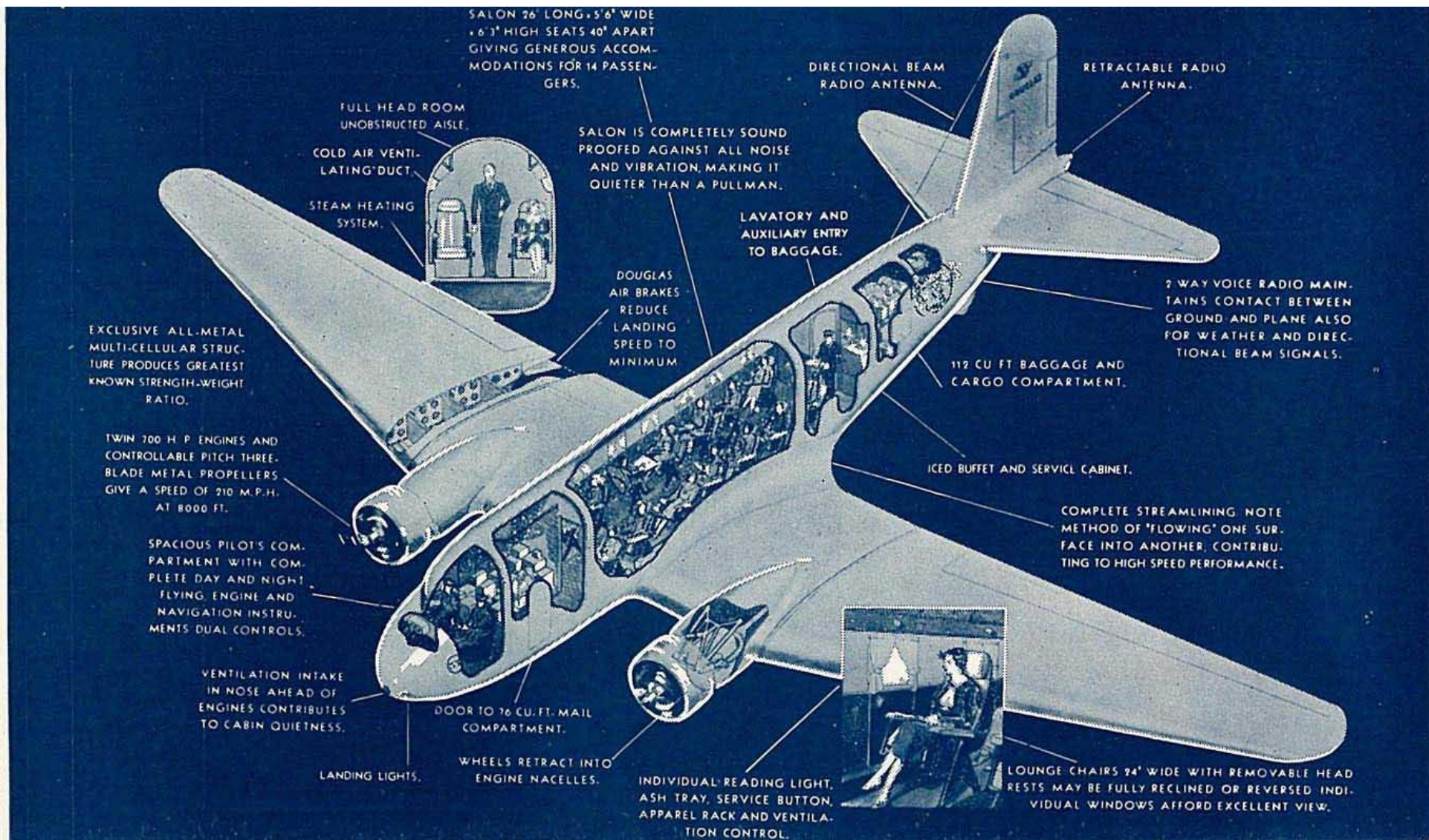
★  
SAN DIEGO  
LOS ANGELES  
LAS VEGAS  
SALT LAKE

★  
Direct and  
Connecting Douglas Luxury Liners to

NEW YORK  
CHICAGO  
WASHINGTON  
DETROIT  
TWIN CITIES  
KANSAS CITY

★  
DENVER  
SIOUX CITY  
BUTTE

THE NEW G. A. L. LUXURY AIRLINER



SALON 26' LONG, 5'6" WIDE + 6'3" HIGH SEATS 40' APART GIVING GENEROUS ACCOMMODATIONS FOR 14 PASSENGERS.

DIRECTIONAL BEAM RADIO ANTENNA.

RETRACTABLE RADIO ANTENNA.

FULL HEAD ROOM UNOBSTRUCTED AISLE.

SALON IS COMPLETELY SOUND PROOFED AGAINST ALL NOISE AND VIBRATION, MAKING IT QUIETER THAN A PULLMAN.

COLD AIR VENTILATING DUCT.

LAVATORY AND AUXILIARY ENTRY TO BAGGAGE.

STEAM HEATING SYSTEM.

DOUGLAS AIR BRAKES REDUCE LANDING SPEED TO MINIMUM

2 WAY VOICE RADIO MAINTAINS CONTACT BETWEEN GROUND AND PLANE ALSO FOR WEATHER AND DIRECTIONAL BEAM SIGNALS.

EXCLUSIVE ALL-METAL MULTI-CELLULAR STRUCTURE PRODUCES GREATEST KNOWN STRENGTH-WEIGHT RATIO.

112 CU FT BAGGAGE AND CARGO COMPARTMENT.

TWIN 700 H. P. ENGINES AND CONTROLLABLE PITCH THREE-BLADE METAL PROPELLERS GIVE A SPEED OF 210 M.P.H. AT 8000 FT.

ICED BUFFET AND SERVICE CABINET.

SPACIOUS PILOT'S COMPARTMENT WITH COMPLETE DAY AND NIGHT FLYING ENGINE AND NAVIGATION INSTRUMENTS DUAL CONTROLS.

COMPLETE STREAMLINING NOTE METHOD OF "FLOWING" ONE SURFACE INTO ANOTHER, CONTRIBUTING TO HIGH SPEED PERFORMANCE.

VENTILATION INTAKE IN NOSE AHEAD OF ENGINES CONTRIBUTES TO CABIN QUIETNESS.

DOOR TO 76 CU. FT. MAIL COMPARTMENT.

LANDING LIGHTS.

WHEELS RETRACT INTO ENGINE NACELLES.

INDIVIDUAL READING LIGHT, ASH TRAY, SERVICE BUTTON, APPAREL RACK AND VENTILATION CONTROL.

LOUNGE CHAIRS 24" WIDE WITH REMOVABLE HEAD RESTS MAY BE FULLY RECLINED OR REVERSED INDIVIDUAL WINDOWS AFFORD EXCELLENT VIEW.

THE NEW G. A. L. LUXURY AIRLINER

PACIFIC COAST TO MIDWEST

GENERAL AIR LINE SCHEDULES

SAN DIEGO-LAS VEGAS-SALT LAKE-CHICAGO AND ROCKY MOUNTAIN CITIES

EASTBOUND—READ DOWN	DAILY SCHEDULES MULTIMOTORED PLANES	WESTBOUND—READ UP
Trip 4		Trip 3
7:25PM	Lv. San Diego.....Ar.	9:20AM
8:15PM	Ar. Los Angeles.....Lv.	8:30AM
11:00PM	Lv. Los Angeles.....Ar.	6:15AM
12:55AM	Lv. Las Vegas.....Lv.	4:40AM
4:00AM	Ar. Salt Lake.....Lv.	3:15AM
5:30AM	Lv. SALT LAKE*.....Ar.	8:30PM
9:15AM	Ar. BUTTE*.....Lv.	4:20PM
10:30AM	Lv. BUTTE*.....Ar.	2:40PM
6:50PM	Ar. MINNEAPOLIS*.....Lv.	7:55AM
7:00PM	Ar. ST. PAUL*.....Lv.	7:40AM
9:28AM	Lv. BUTTE*.....Ar.	4:05PM
10:02AM	Lv. HELENA*.....Lv.	3:38PM
10:45AM	Ar. GREAT FALLS*.....Lv.	3:00PM
4:15AM	Lv. Salt Lake.....Ar.	2:20AM
6:36AM	Ar. Cheyenne.....Lv.	11:25PM
10:20AM	Lv. CHEYENNE†.....Ar.	10:00PM
11:10AM	Ar. DENVER†.....Lv.	9:10PM
6:51AM	Lv. Cheyenne.....Ar.	10:55PM
10:48AM	Lv. Grand Island.....Lv.	8:40PM
11:03AM	Lv. Omaha.....Ar.	8:25PM
1:45PM	Lv. Des Moines.....Lv.	7:30PM
2:00PM	Ar. Chicago.....Lv.	5:00PM
5:15AM	Lv. Chicago.....Ar.	4:35PM
5:30AM	Ar. Toledo.....Ar.	3:00PM
9:00AM	Ar. Cleveland.....Ar.	3:00PM
9:10AM	Ar. New York.....Lv.	12:00N

U. A. L. Salt Lake-Chicago-New York. \*Alfred Frank Lines. †Northwest Airlines, Inc. ‡Wyoming Air Service.

STANDARD TIME QUOTED AT ALL POINTS



F-A-S-T-E-S-T COAST TO COAST SERVICE

TWA SCHEDULES

General Air Lines Affiliate

—SHORTEST ROUTE COAST TO COAST—

CALIFORNIA—NEW YORK

Via KANSAS CITY - CHICAGO - ST LOUIS - PITTSBURGH SERVING INTERMEDIATE CITIES

EASTBOUND—READ DOWN			DAILY SCHEDULES MULTI-MOTORED PLANES	WESTBOUND—READ UP		
Flight 102 The Sky Chief	Flight 4 The Comet	Flight 4 The Comet		Flight 1 The Comet	Flight 1 The Comet	Flight 101 The Sky Chief
4:00PM†	9:00PM	9:00PM	L Los Angeles A 12:43AM	9:25AM	9:25AM	7:00AM
			L Winslow A 12:53AM	7:22AM	7:22AM	
			L Albuquerque L 2:16AM	5:39AM	5:39AM	3:35AM
			L Albuquerque L 2:26AM	5:29AM	5:29AM	3:20AM
			A Amarillo L 5:09AM	4:33AM	4:33AM	
			A Amarillo L 5:19AM	4:23AM	4:23AM	
			A Wichita A 7:07AM	2:20AM	2:20AM	
			A Wichita A 7:17AM	2:10AM	2:10AM	
			A Kansas City L 8:23AM	12:55AM	12:55AM	11:30PM
			L Kansas City A 8:45AM	11:55PM	11:55PM	11:00PM
			L St. Louis L 10:10AM	10:19PM	10:19PM	
			L St. Louis A 10:20AM	10:09PM	10:09PM	
			A Terre Haute L 11:46AM*	8:32PM	8:32PM	
			A Indianapolis L 12:10PM	8:22PM	8:22PM	
			A Columbus L 2:22PM	8:02PM	8:02PM	
			A Columbus L 2:37PM	7:26PM*	7:26PM*	
			A Pittsburgh L 3:42PM	6:13PM	6:13PM	
			A Chicago A 5:15AM	9:50PM	9:50PM	
			L Chicago A 5:30AM†	8:30PM	8:30PM	
			A Pittsburgh L 9:00AM†	7:40PM	7:40PM	
			L Pittsburgh A 9:10AM†	7:30PM	7:30PM	
			L Harrisburg L 5:28PM			
			A Philadelphia L 5:33PM	4:15PM	4:15PM	
			A Philadelphia A 5:33PM	4:10PM	4:10PM	
			A New York** L 10:55AM	3:30PM	3:30PM	4:00PM†

†Flight 102 stops Pittsburgh only to discharge passengers. \*Meal Stop. ‡Meal Aloft. \*\*Newark.

STANDARD TIME QUOTED AT ALL POINTS

—Chicago - Pittsburgh - Philadelphia - New York—

Eastbound—Read Down				DAILY SCHEDULES STANDARD TIME	Westbound—Read Up			
Flight No. 16	Flight No. 14	Flight No. 10	Flight No. 102		Flight No. 11	Flight No. 17	Flight No. 101	Flight No. 9
3:30M	1:30PM	11:30AM	5:30AM	L Chicago.....A	4:00PM	6:03PM	8:00PM	9:30PM
7:00PM	5:00PM	3:02PM	9:00AM*	A Pittsburgh.....L	2:10PM	4:13PM	.....	7:40PM
7:10PM	5:10PM	3:12PM	9:10AM*	L Pittsburgh.....A	2:00PM	4:03PM	.....	7:30PM
8:46PM	.....	.....	.....	A Philadelphia.....L	.....	2:15PM	.....	.....
8:51PM	.....	.....	.....	L Philadelphia.....A	.....	2:10PM	.....	.....
9:27PM	6:55PM	4:57PM	10:55AM	A New York**.....L	12:01PM	1:30PM	4:00PM	5:30PM

\*Stops at Pittsburgh only to discharge passengers. \*\*Newark.

SCHEDULES AND RATES SUBJECT TO CHANGE WITHOUT NOTICE

MAIL AND SHIP BY AIR



Besides the luxurious accommodations for passengers, the new super-fast General Air Line Planes carry air mail and air express under the same fast schedules.

New air mail rates take a letter anywhere in the United States for 6c an ounce and overnight service includes all points within a 1500-mile range.

New low rates of air express give shippers an additional advantage in overcoming geographical limitations.

Use them both—air mail and air express.

For Air Express Rates, Schedules and Pick-Up Information Phone Nearest Air Express Division of RAILWAY EXPRESS AGENCY

TICKET OFFICES

LOS ANGELES—General Traffic Office, 113 West 9th Street, Phone: TRINITY 9191

SAN DIEGO—Lindbergh Field. Phone Hillcrest 4437.

LAS VEGAS—Chamber of Commerce. Phone Las Vegas 204.

SALT LAKE CITY—Municipal Airport. Phone Wasatch 7023.

Reservations May Also Be Made at Principal Hotels and Travel Bureaus and All Postal and Western Union Telegraph Offices

PASSENGER FARES OF GENERAL AIR LINES AND CONNECTING LINES

ROUND TRIP FARES IN RED

	Albu-querque	Ama-rillo	Boston	Butte	Chey-enne	Chicago	Cleve-land	Colum-bus	Denver	Des Moines	Great Falls	Helena	Indian-apolis	Kansas City	Las Vegas	Los Angeles	Minne-apolis	New York	Omaha	Phila-delphia	Pitts-burgh	St. Louis	Salt Lake	San Diego	wash-ington	wien-ita	
Los Angeles	\$49.00	\$70.00	\$169.21	\$61.68	\$64.44	\$115.00	\$130.00	\$127.00	\$71.44	\$101.28	\$89.18	\$85.43	\$123.01	\$104.05	\$15.66	\$112.68	\$160.00	\$93.48	\$160.00	\$138.00	\$120.00	\$39.18	\$4.95	\$152.00	\$91.00	Los Angeles	
Las Vegas	*\$64.66	*\$85.66	165.65	46.02	48.78	103.80	122.05	129.14	55.78	85.62	53.52	49.77	*\$119.71	.....	.....	.....	.....	77.82	145.75	127.75	*\$135.66	23.52	20.61	144.05	*\$108.66	Las Vegas	
Salt Lake	.....	.....	.....	.....	.....	.....	.....	.....	.....	.....	.....	.....	.....	.....	.....	.....	.....	.....	.....	.....	.....	.....	.....	.....	.....	.....	Salt Lake
San Diego	53.95	74.95	169.21	66.63	69.39	115.00	130.00	127.00	76.39	106.23	74.13	70.38	126.00	109.00	23.52	117.63	160.00	98.43	160.00	138.00	124.95	44.13	.....	152.00	95.95	San Diego	
Los Angeles	86.20	126.00	304.89	111.03	116.00	207.00	234.00	228.60	130.00	182.30	124.53	117.78	226.80	187.29	28.19	202.83	286.00	168.26	288.00	248.40	216.00	70.53	6.91	273.60	163.80	Los Angeles	
Las Vegas	*\$116.39	*\$154.19	331.30	82.84	87.61	186.84	219.69	232.46	101.81	154.12	98.34	88.89	205.76	*\$215.48	.....	.....	.....	140.08	262.25	229.95	*\$244.19	42.34	37.10	259.29	*\$191.99	Las Vegas	
Salt Lake	.....	.....	.....	.....	.....	.....	.....	.....	.....	.....	.....	.....	.....	.....	.....	.....	.....	.....	.....	.....	.....	.....	.....	.....	.....	.....	Salt Lake
San Diego	97.11	134.91	304.98	119.94	124.91	207.00	234.00	229.60	138.91	191.21	133.44	126.69	228.80	198.20	37.10	211.74	288.00	177.17	288.00	248.40	224.91	79.44	.....	273.60	172.71	San Diego	

\*Via Los Angeles.

CORRECTED TO OCTOBER 15, 1934